

Protection Cap



Rubber Protective Cap

IP54 Cap
Code : 3015001
For Model : 31, 27, 28, 40Series Switches



Plastic Protective Cap

IP65 Cap
Code : 3900001
For Model : 31, 27, 28, 40Series Switches



DIN Connector

IP65 Cap
Code : 3900003
For Model : 27, 28 Series Switches



DIN Connector

IP65 Cap
Code : 3900200
For Model : 31, 40 Series Switches



Rubber Protective Cap

IP54 Cap
For Model : XV600, XP600

PRESSURE & VACUUM SWITCHES

Application


- Machine Tool Industry
- Lubrication System
- Pneumatic Systems
- Filtration Systems
- Medical Equipments
- Vending Machines
- SPM ' S
- Hydraulic Power Packs
-Much More



Pressure / Vacuum Switches Selection Chart

SL.	MODEL NO.	RANGE IN BAR	CONTACT TYPE	DIAPHRAGM	TOLERANCE	ELECTRICAL PROTECTION
311 Series						
1	3110620	0.1 to 1	NO	Viton	± 0.1 Bar	IP54 / Din Cap
2	3110621	1 to 5	NO	Viton	± 0.3 Bar	IP54 / Din Cap
3	3110622	1 to 10	NO	Viton	± 0.5 Bar	IP54 / Din Cap
4	311062	5 to 20	NO	Viton	± 1.0 Bar	IP54 / Din Cap
5	3110623	10 to 20	NO	Viton	± 1.0 Bar	IP54 / Din Cap
6	3110624	20 to 50	NO	Viton	± 2.0 Bar	IP54 / Din Cap
312 Series						
1	3120620	0.1 to 1	NC	Viton	± 0.1 Bar	IP54 / Din Cap
2	3120621	1 to 5	NC	Viton	± 0.3 Bar	IP54 / Din Cap
3	3120622	1 to 10	NC	Viton	± 0.5 Bar	IP54 / Din Cap
4	3120623	10 to 20	NC	Viton	± 1.0 Bar	IP54 / Din Cap
5	312062	5 to 20	NC	Viton	± 1.0 Bar	IP54 / Din Cap
6	3120624	20 to 50	NC	Viton	± 2.0 Bar	IP54 / Din Cap
24 Series						
1	2400621	0.3 to 5	SPDT	Viton	± 0.15 Bar	Standard Din Cap
2	2400622	1 to 10	SPDT	Viton	± 0.5 Bar	Standard Din Cap
3	2400623	10 to 25	SPDT	Viton	± 1 Bar	Standard Din Cap
4	2400624	25 to 80	SPDT	Viton	± 2.5 Bar	Standard Din Cap
5	2400615	50 to 200	SPDT	PISTON	± 2 +10 Bar	Standard Din Cap
6	2400616	100 to 300	SPDT	PISTON	± 3 +12 Bar	Standard Din Cap
7	2400617	200 to 400	SPDT	PISTON	± 4 +15 Bar	Standard Din Cap
27 Series						
1	2720620	0.3 to 1.5	SPDT	Viton	± 0.2	IP54 / Din Cap
2	2720621	1 to 5	SPDT	Viton	± 0.3	IP54 / Din Cap
3	2720622	1 to 10	SPDT	Viton	± 0.5	IP54 / Din Cap
4	2720623	10 to 50	SPDT	Viton	± 2	IP54 / Din Cap
5	2720624	10 to 100	SPDT	Viton	± 3	IP54 / Din Cap
28 Series						
1	2820296	50 to 200	SPDT	PISTON	± 2 +10	IP54 / Din Cap
2	2820297	100 to 300	SPDT	PISTON	± 5 + 15	IP54 / Din Cap
401 Series (NO)						
1	4010H16	50 to 150	NO	PISTON	± 2 + 10 Bar	IP54 / IP 65 Cap
2	4010H17	100 to 300	NO	PISTON	± 5 + 15 Bar	IP54 / IP 65 Cap
402 Series (NC)						
1	4020H16	50 to 150	NC	PISTON	± 2 + 10 Bar	IP54 / IP 65 Cap
2	4020H17	100 to 300	NC	PISTON	± 5 + 15 Bar	IP54 / IP 65 Cap
48 Series						
1	4820H16	50 to 200	SPDT	PISTON	± 2 +10	Standard Din Cap
2	4820H17	200 to 400	SPDT	PISTON	± 4 +15	Standard Din Cap
49 Series						
1	4920H20	0.3 to 1.5	SPDT	Viton	± 0.15	Standard Din Cap
2	4920H21	1 to 5	SPDT	Viton	± 0.3	Standard Din Cap
3	4920H22	1 to 12	SPDT	Viton	± 0.5	Standard Din Cap
4	4920H23	10 to 60	SPDT	Viton	± 2	Standard Din Cap
XP 110 Series						
1	XP 110	0.2 to 1.2	SPDT	AISI 306 & Silicon	0.2 ± 0.1 bar	Not Applicable
2	XP 110	0.5 to 1.5	SPDT	AISI 306 & Silicon	0.2 ± 0.1 bar	Not Applicable
3	XP 110	1 to 2.5	SPDT	AISI 306 & Silicon	0.2 ± 0.1 bar	Not Applicable
4	XP 110	2 to 6	SPDT	AISI 306 & Silicon	0.25 ± 0.15 bar	Not Applicable
5	XP 110	4 to 9	SPDT	AISI 306 & Silicon	0.3 ± 0.15 bar	Not Applicable
XP 600 Series						
1	XP 600	0.2 to 1.2	SPDT	AISI 306 & Silicon	0.3 ± 0.15 bar	IP54 Cap
2	XP 600	0.5 to 1.5	SPDT	AISI 306 & Silicon	0.3 ± 0.15 bar	IP54 Cap
3	XP 600	1 to 2.5	SPDT	AISI 306 & Silicon	0.35 ± 0.15 bar	IP54 Cap
4	XP 600	2 to 6	SPDT	AISI 306 & Silicon	0.35 ± 0.2 bar	IP54 Cap
5	XP 600	4 to 9	SPDT	AISI 306 & Silicon	0.35 ± 0.2 bar	IP54 Cap
VACUUM SWITCH						
XV 600 Series						
1	XV 600	-0.15 to 1	SPDT	AISI 306 & Silicon	150 ± 1000 mbar	IP54 Cap

Vacuum Switch - XV 600



Model Type	Setting Interval	Fix Differential
XV600	- 150 to 1000 m bar	150 ± 50 mbar

Specification

- Pressure Connection - brass
- Thread - 1/4" BSP
- Main Body - Techno Polymer (PET)
- Membrane and Sealing - AISI316 and silicon
- Protection Degree - IP00
- Adjustment - by screw
- Electric Intervention - SPDT 10(2)-250VAC
- Electric Connection - Terminal 6.3 × 0.8
- Admitted Temperature - Max. 125°C
- Burst Pressure - higher than 20 bar
- Thermic Drift - 0.04 bar for 100°C with respect to Temperature of + 200°C

Pressure Switch



Model Type	Setting Interval	Test Pressure	Fix Differential
XP600	0.2 to 1.2 bar	4 bar	0.3 + / - 0.15 bar
	0.5 to 1.5 bar	5 bar	0.3 + / - 0.15 bar
	1 to 2.5 bar	6 bar	0.35 + / - 0.15 bar
	2 to 6 bar	10 bar	0.35 + / - 0.2 bar



Model Type	Setting Interval	Test Pressure	Fix Differential
XP110	0.2 to 1.2 Bar	4 Bar	0.2 + / - 0.1 bar
	0.5 to 1.5 Bar	4 Bar	0.2 + / - 0.1 bar
	1 to 2.5 Bar	5 Bar	0.25 + / - 0.15 bar
	2 to 6 Bar	8 Bar	0.3 + / - 0.15 bar
	4 to 9 Bar	10 Bar	0.3 + / - 0.15 bar

Specification

- Pressure Connection - brass
- Thread - 1/4" BSP
- Main Body - Techno Polymer
- Membrane and Sealing - AISI316 and silicon
- Protection Degree - IP00
- Adjustment - by screw
- Electric Intervention - SPDT
- Electric Connection - Terminal 6.3 × 0.8
- Admitted Temperature - 125°C
- Burst Pressure - higher than 20 bar
- Thermic Drift - 0.04 bar for 10°C with respect to Temperature of + 20°C


Pressure Switch - 31 Series



Normally Open Contact Type	Normally Closed Contact Type	Setting Range (in bar)	Tolerance @ 20°C (in bar)	Max Over Pressure limit(in bar)	Max Working Pressure (in bar)
31 1 0 6 2 0	31 2 0 6 2 0	0.1 to 1	± 0.1	300	150
31 1 0 6 2 1	31 2 0 6 2 1	1 to 5	± 0.3		
31 1 0 6 2 2	31 2 0 6 2 2	1 to 10	± 0.5		
31 1 0 6 2	31 2 0 6 2	5 to 20	± 0.5		
31 1 0 6 2 3	31 2 0 6 2 3	10 to 20	± 1.0		
31 1 0 6 2 4	31 2 0 6 2 4	20 to 50	± 2.0		

- Case : Zinc Plated steel or brass (optional)
- Electric contact : Silver plated
- Max switches current : 0.5A / 250 VAC
- Max fluid temperature : 120°C
- Mechanical working life : 10⁶ Operations
- Diaphragm : Viton (F & M)
- Protection degree
 - a) with cap 3015001 : IP 54
 - b) with Din cap 3900001 : IP 65 (Din Cap)
 - c) with Connector 3900200 : IP 65
- Process Connection : 1/4" BSP Male, others on request
- Weight : 70 gms

Pressure Switch - 24 Series



	PART NUMBER	Setting Range (in bar)	Tolleranza (in bar)	Max Over Pr. limit(in bar)	Max Working Pressure(in bar)
Diaphragm Low Pressure	24 0 0 6 2 1	0.3 to 5	± 0.15	300	150
	24 0 0 6 2 2	1 to 10	± 0.5		
	24 0 0 6 2 3	10 to 25	± 1		
	24 0 0 6 2 4	25 to 80	± 2.5		
Piston High Pressure	24 0 0 6 1 5	50 to 200	± 2 ÷ 10	800	450
	24 0 0 6 1 6	100 to 300	± 3 ÷ 12		
	24 0 0 6 1 7	200 to 400	± 4 ÷ 15		

- Case : Anodized Aluminium
- Threaded Fitting : Zinc Plated Steel
- Max switches current : 5(1)A
- Max fluid temperature : 120°C
- Mechanical working life : 10⁶ Diaphragm, 10⁵ Piston Version
- Protection Degree : IP65 (DIN43650)
- Process connection : ¼" BSP Male, others on request
- Hysteresis : 10 to 30% of setting value (Diaphragm)
: 10 to 40% of setting value (Piston)
- Weight : 190 gms


Pressure Switch - 49 Series



Part Number	Setting Range (in bar)	Tolerance @ 20°C (in bar)	Max Over Pressure limit(in bar)	Max Working Pressure (in bar)
49 2 0 H 2 0	0.3 to 1.5	± 0.15	300	150
49 2 0 H 2 1	1 to 5	± 0.3		
49 2 0 H 2 2	1 to 12	± 0.5		
49 2 0 H 2 3	10 to 60	± 2		

- Case : Zinc Plated Steel
- Electric contact : Silver
- Regulation Screw : Allen Key 1.5mm
- Max switches current : 5(1)A / 250 VAC
- Electrical Condition : SPDT
- Max fluid temperature : 120°C
- Mechanical working life : 10⁶ Operations
- Protection Degree : IP65 (DIN43650)
- Process Connection : ¼" BSP Male, others on request
- Hysteresis : 10 to 30% of setting value
- Weight : 140 gms

Pressure Switch - 48 Series



Part Number	Setting Range (in bar)	Tolerance @ 20°C (in bar)	Max Over Pressure limit(in bar)	Max Working Pressure (in bar)
4820H16	50 to 200	2 ÷ 10	900	450
4820H17	200 to 400	4 ÷ 15		

- **Case** : Zinc plated steel
- **Electric contact** : Silver Plated
- **Regulation Screw** : Allen Key 1.5 mm
- **Max switches current** : 5(1)A / 250 VAC
- **Max fluid temperature** : 100°C
- **Electrical Condition** : SPDT
- **Mechanical working life** : 10⁶ Operations
- **Protection degree** : IP 65 (Din 43650)
- **Hysteresis** : 10 to 40% of setting value
- **Seal** : NBR + Teflon
- **Process Connection** : ¼" BSP Male, others on request
- **Weight** : 120 gms.

Pressure Switch - 27 Series



Part Number	Setting Range (in bar)	Tolerance @ 20°C (in bar)	Max Over Pressure limit(in bar)	Max Working Pressure (in bar)
27 2 0 6 2 0	0.3 to 1.5	± 0.2	300	150
27 2 0 6 2 1	1 to 5	± 0.3		
27 2 0 6 2 2	1 to 10	± 0.5		
27 2 0 6 2 3	10 to 50	± 2		
27 2 0 6 2 4	10 to 100	± 3		

- **Case** : Zinc plated steel or brass (optional)
- **Electric contact** : Silver Plated
- **Max switches current** : 6(1)A / 250 VAC
- **Max fluid temperature** : 120°C
- **Electrical Condition** : SPDT
- **Mechanical working life** : 10⁶ Operations
- **Protection degree**
 - a) with cap 3015001 : IP 54
 - b) with Din cap 3900001 : IP 65 (Din Cap)
 - c) with Connector 3900003 : IP 65
- **Hysteresis** : 20 to 40% Adjustable
- **Process Connection** : ¼" BSP Male, others on request
- **Weight** : 115 gms. Max

Pressure Switch - 28 Series

CE



Part Number	Setting Range (in bar)	Tolerance @ 20°C (in bar)	Max Over Pressure limit(in bar)	Max Working Pressure (in bar)
28 2 0 6 1 6	50 to 200	± 2 ÷ 10	800	450
28 2 0 6 1 7	100 to 300	± 5 ÷ 15		

- Case : Zinc plated steel
- Electric Contact : Silver Plated
- Max Switches Current : 6(1)A / 250 VAC
- Max Fluid Temperature : 80°C
- Mechanical Working Life : 10⁵ Operations
- Protection Degree
 - a) with cap 3015001 : IP 54
 - b) with Din Cap 3900001 : IP 65 (Din Cap)
 - c) with Connector 3900003 : IP 65
- Hysteresis : 30 to 50% of setting value Adjustable
- Process connection : ¼" BSP Male, others on request
- Seal : NBR
- Weight : 115 gms.

Pressure Switch - 40 Series

CE



Normally Open Contact Type	Normally Closed Contact Type	Setting Range (in bar)	Tolerance @ 20°C (in bar)	Max Over Pressure limit(in bar)	Max Working Pressure (in bar)
40 1 0 H 1 6	40 2 0 H 1 6	50 to 150	± 2 ÷ 10	800	450
40 1 0 H 1 7	40 2 0 H 1 7	100 to 300	± 5 ÷ 15		

- Case : Zinc Plated Steel
- Electric contact : Silver
- Max fluid temperature : 100°C
- Mechanical working life : 10⁵ Operations
- Protection degree
 - a) with cap 3015001 : IP 54
 - b) with Din cap 3900001 : IP 65 (Din Cap)
 - c) with Connector 3900200 : IP 65
- Process connection : ¼" BSP Male, others on request
- Seal : NBR + Teflon
- Piston : AISI 303
- Weight : 75 gms